

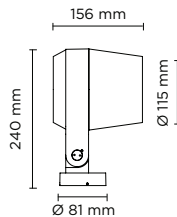


101402

## RING MEDIUM

Designed by  
NAVA + AROSIO

Floodlight for outdoor installation on a façade/wall, with 355° swivel base and allowing horizontal adjustment of +90° / -40°. Phospho-chromatised and polyester powder coated die-cast copper-free aluminium base and head, tempered safety glass, moulded silicone gaskets and o-rings, with screws in stainless steel. Swivel joint with graduated scale and mechanical aiming lock. Built-in LED driver, with 1 COB CREE "CXB 1512" LED. IP66 rating.



light source	light beam options	lumen output (lm)	lumin. efficacy (lm/w)
<b>3000°K warm-white</b>			
cob led	14°	1.900	118.75
cob led	35°	1.813	113.31
cob led	55°	1.722	107.62
<b>4000°K neutral-white</b>			
cob led	14°	2.000	125.00
cob led	35°	1.900	118.75
cob led	55°	1.805	112.81

### Finish color options:

Textured Grey  
RAL 9006

Anthracite Grey  
RAL 7016

Matt Black  
(on request)

### Technical features



### Technical data

Wattage	16 WATT
IP Rating	IP66
IK Rating	IK10
Material	High corrosion resistance die-cast copper-free aluminum body
Coating	Polyester powder coating with phosphochromating pre-finish
Light source	NR. 1 COB CREE "CXB 1512" LED
Screws	Stainless steel
Transformer	Electronic power supply 220/240V 50/60Hz built-in
Gasket	Silicone rubber
Glass	Tempered
Cable gland	M16 rubber grommet
Power cable	1 mt. power cable included
Gross weight	2,50 Kg

## OTHER VIEW

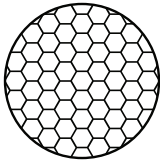


## OPTIONAL

AC044  
SPIKE



AC048  
HONEYCOMB LOUVER




AC038  
TREE STRAP  
FOR RING SERIES



## OPTIONAL

LUMINAIRE SUITABLE FOR POLE MOUNTING  
IN SINGLE OR MULTIPLE COMBINATIONS



## OPTIONAL LIGHT DISTRIBUTIONS

These optional light distributions are obtained with special glass diffusers, product must be ordered as per light distribution requirement and these optics are not interchangeable

ELLIPTICAL



PRISMATIC



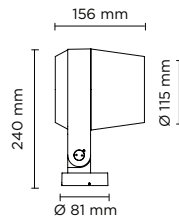


101405

## RING MEDIUM HP

Designed by  
NAVA + AROSIO

Floodlight for outdoor installation on a façade/wall, with 355° swivel base and allowing horizontal adjustment of +90° / -40°. Phospho-chromatised and polyester powder coated die-cast copper-free aluminium base and head, tempered safety glass, moulded silicone gaskets and o-rings, with screws in stainless steel. Swivel joint with graduated scale and mechanical aiming lock. Built-in LED driver, with 3 x CREE "XHP35" LED. IP66 rating.



light source	light beam options	lumen output (lm)	lumin. efficacy (lm/w)
<b>3000°K warm-white</b>			
cob led	4°	2.050	102.50
cob led	10°	2.000	100.00
cob led	28°	1.950	97.50
<b>4000°K neutral-white</b>			
cob led	4°	2.100	105.00
cob led	10°	2.050	102.50
cob led	28°	2.000	100.00

### Finish color options:

Textured Grey  
RAL 9006

Anthracite Grey  
RAL 7016

Matt Black  
(on request)

### Technical features



### Technical data

Wattage	20 WATT
IP Rating	IP66
IK Rating	10
Material	High corrosion resistance die-cast copper-free aluminum body
Coating	Polyester powder coating with phosphochromating pre-finish
Light source	3 x CREE "XHP35" LED
Screws	Stainless steel
Transformer	Electronic power supply 220/240V 50/60Hz built-in
Gasket	Silicone rubber
Glass	Tempered
Power cable	1 mt. power cable included
Gross weight	2,50 Kg

## OTHER VIEW

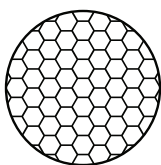


## OPTIONAL

AC044  
SPIKE



AC049  
HONEYCOMB LOUVER



AC038  
TREE STRAP  
FOR RING SERIES




## OPTIONAL LIGHT DISTRIBUTIONS

These optional light distributions are obtained with special glass diffusers, product must be ordered as per light distribution requirement and these optics are not interchangeable

ELLIPTICAL



PRISMATIC



## OPTIONAL

LUMINAIRE SUITABLE FOR POLE MOUNTING  
IN SINGLE OR MULTIPLE COMBINATIONS



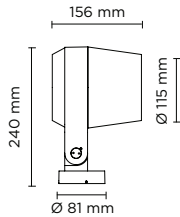


101405RGBW

# RING MEDIUM DMX RGBW

Designed by  
NAVA + AROSIO

Floodlight for outdoor installation on a façade/wall, with 355° swivel base and allowing horizontal adjustment of +90° / -40°. Phospho-chromatised and polyester powder coated die-cast copper-free aluminium base and head, tempered safety glass, moulded silicone gaskets and o-rings, with screws in stainless steel. Swivel joint with graduated scale and mechanical aiming lock. Built-in LED driver, DMX driver integrated; with 3 x CREE "XML" RGBW LED. IP66 rating.



light source	light beam options	lumen output (lm)	lumin. efficacy (lm/w)
<b>RGBW</b>			
high-power led	12°	480	34.28
high-power led	25°	468	33.43
high-power led	35°	457	32.65

**Finish color options:**

- Textured Grey  
RAL 9006
- Anthracite Grey  
RAL 7016
- Matt Black  
(on request)

**Technical features**

IP66

IK10

CE

5 YEARS

DALI

DMX

NEW

**Technical data**

Wattage	14 WATT
IP Rating	IP66
IK Rating	10
Material	High corrosion resistance die-cast copper-free aluminum body
Coating	Polyester powder coating with phosphochromating pre-finish
Light source	3 x CREE "XML" COLOR RGBW LED
Screws	Stainless steel
DMX	DMX interface integrated
Transformer	Electrical power supply 220/240V 50/60Hz built-in
Gasket	Silicone rubber
Glass	Tempered
Power cable	1 mt. power cable included
DMX cable	DMX in & DMX out cables included
Gross weight	2,50 Kg

AC044 SPIKE



AC049 HONEYCOMB LOUVER



AC038 TREE STRAP FOR RING SERIES



**DMX ACCESSORIES CONTROLLERS, SPLITTERS, ETC...**

To be defined together with puk technical department, according to project specifications and after providing installation details.