

SALUKA-LED

IP 66



Application: SALUKA-LED dustproof light fixture with resistance against water jets is designed for lighting workshops, cellars, garages, kitchens and production halls.

Ballast: EP – electronic ballast 220-240V/50-60Hz AC, 176-280V

Body: White painted metal sheet RAL 9001

Cover: Tempered safety glass

Reflector: White painted metal sheet RAL 9003

Fastening: Direct fastening on ceiling or wall lighted area, fastening on ceiling by means of ceiling brackets, suspension by means of suspension brackets with steel or chain

Connection: Screwless three-pole terminal block, max. diameter of wires 2,5 mm²

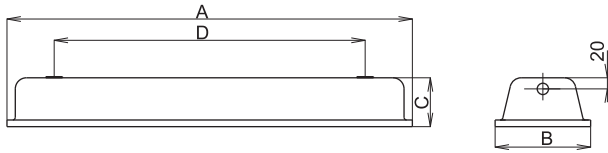

Standard equipment: 1 pc sealing cable gland, 1 pc sealing plug, 2 pcs suspension bracket and 2 pcs rubber gasket

On request: 1F/3F – one or three phase through-wiring connection

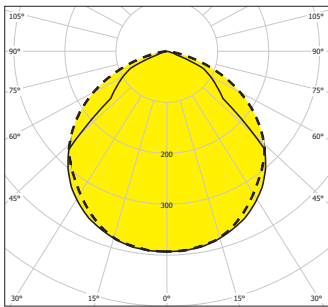
DIM – dimmable electronic ballast (DSI, DALI)

NEREZ – body from stainless steel metal sheet

GESIS – possibility to equip light fixtures with connectors

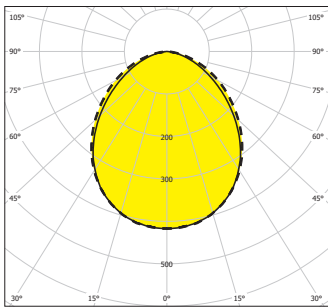


SALUKA-LED-4K, IP66



— CO-C180 - - - - C90-C270

SALUKA-LED-OP-4K, IP66



— CO-C180 - - - - C90-C270



Icon	Icon	Tc/λ	(lm)*	(W)**	ArBxCxD (mm)
------	------	------	-------	-------	--------------

- tempered safety clear glass					
054274	SALUKA-LED-3950-218-3K	3000	3950	29	705 x 192 x 90 x 560
054275	SALUKA-LED-4100-218-4K	4000	4100	29	705 x 192 x 90 x 560
054270	SALUKA-LED-4600-218-3K	3000	4600	35	705 x 192 x 90 x 560
054271	SALUKA-LED-4800-218-4K	4000	4800	35	705 x 192 x 90 x 560

Icon	Icon	Tc/λ	(lm)*	(W)**	ArBxCxD (mm)
- tempered safety clear glass					
054276	SALUKA-LED-7900-236-3K	3000	7900	58	1305 x 192 x 90 x 1160
054277	SALUKA-LED-8300-236-4K	4000	8300	58	1305 x 192 x 90 x 1160
054272	SALUKA-LED-9150-236-3K	3000	9150	71	1305 x 192 x 90 x 1160
054273	SALUKA-LED-9600-236-4K	4000	9600	71	1305 x 192 x 90 x 1160

Icon	Icon	Tc/λ	(lm)*	(W)**	ArBxCxD (mm)
- tempered safety clear glass					
054280	SALUKA-LED-9850-258-3K	3000	9850	73	1605 x 192 x 90 x 1400
054281	SALUKA-LED-10350-258-4K	4000	10350	73	1605 x 192 x 90 x 1400
054278	SALUKA-LED-11400-258-3K	3000	11400	88	1605 x 192 x 90 x 1400
054279	SALUKA-LED-11950-258-4K	4000	11950	88	1605 x 192 x 90 x 1400

Icon	Icon	Tc/λ	(lm)*	(W)**	ArBxCxD (mm)
- tempered safety opal glass					
054744	SALUKA-LED-OP-3950-218-3K	3000	3950	29	705 x 192 x 90 x 560
054745	SALUKA-LED-OP-4100-218-4K	4000	4100	29	705 x 192 x 90 x 560
054740	SALUKA-LED-OP-4600-218-3K	3000	4600	35	705 x 192 x 90 x 560
054741	SALUKA-LED-OP-4800-218-4K	4000	4800	35	705 x 192 x 90 x 560

Icon	Icon	Tc/λ	(lm)*	(W)**	ArBxCxD (mm)
- tempered safety opal glass					
054746	SALUKA-LED-OP-7900-236-3K	3000	7900	58	1305 x 192 x 90 x 1160
054747	SALUKA-LED-OP-8300-236-4K	4000	8300	58	1305 x 192 x 90 x 1160
054742	SALUKA-LED-OP-9150-236-3K	3000	9150	71	1305 x 192 x 90 x 1160
054743	SALUKA-LED-OP-9600-236-4K	4000	9600	71	1305 x 192 x 90 x 1160

Icon	Icon	Tc/λ	(lm)*	(W)**	ArBxCxD (mm)
- tempered safety opal glass					
054750	SALUKA-LED-OP-9850-258-3K	3000	9850	73	1605 x 192 x 90 x 1400
054751	SALUKA-LED-OP-10350-258-4K	4000	10350	73	1605 x 192 x 90 x 1400
054748	SALUKA-LED-OP-11400-258-3K	3000	11400	88	1605 x 192 x 90 x 1400
054749	SALUKA-LED-OP-11950-258-4K	4000	11950	88	1605 x 192 x 90 x 1400

(lm)* - luminous flux, (W)** - input power